

Mr. John's Scavenger Hunt

Rules/Directions:

- Solve the puzzles in order.
- Get help from your Parent(s)/Guardian(s).
- None of the locations are on private property, so don't trespass.
- If you have questions or you need a hint, please feel free to contact me at: leblancj@wataugaschools.org
- Please take pictures of your adventure and send them to us at elc_hp@wataugaschools.org
- **BE SAFE and HAVE FUN!!!!**

Hint: Some of the clues are found on metal dog tags at the locations.

Unscramble the words and put them in the blanks to find out the locations for the next page.

Number 1 is an example:

1. nrgee lyevla

Green valley

2. enwagyer

_____ Trail

3. rseihokrob

_____ Park

4. tnideu

Boone _____ Trail

5. sacdaecs

The _____ Trail









6. sbas elka

7. Itfa opt wrteo



_____ _____ Trail

8. ngik terset

Travel to the locations from page 2, follow the directions, and find the clues. Fill in the blanks next to the animals with the number you find.

Directions	Clues
<p>Example: At location 1, the school has a sign in front. This sign can be seen from the road. Your clue is the year after the word “Established”</p>	 = 1951 _____
<p>At location 2, start with CB Park to your right and with a diamond to your left. From there follow the path until you reach the covered bridge over the youthful stream. The clue is the number of wooden planks you walk across to get to the other side. Count them.</p>	 = _____ _____
<p>At location 3, look for a sign meaning half of 500. Start there follow the path to your right until you reach the third light pole on your left. On the pole is where you’ll find the clue.</p>	 = _____ _____
<p>At location 4, pass the sign and cross the bridge. Watch your step over the wet stones, walk past the bird houses. Find the staircase and walk 500 feet from the top step, a lone tree in the middle of the path is where you’ll find your clue.</p>	 = _____ _____
<p>At location 5, follow the trampled path until you first see the falls. Look over the stone wall as the water rushes past, turn around and ascend 28 steps. There on a pale log, you’ll find your clue.</p>	 = _____ _____
<p>At location 6, find the sign that names this place. Look across the water and find the double arched bridge, walk there. At the bridge the nearest bench is where you’ll find your clue.</p>	 = _____ _____
<p>At location 7, Follow the trail under the stone bridge. Find the sign and walk in the direction of the first arrow. Look at the fence posts to the left, your clue is on the post that does not match the rest.</p>	 = _____ _____
<p>At location 8, look for the sign that mentions the movement of a native root, you’ll need to look where Water meets King. Your clue is the number found in the top right of this plaque.</p>	 = _____ _____

Match the animals on this page with the animals on page 3 and use the corresponding numbers to solve the problems.

Example:	
	$= \frac{-1933}{18}$ 

$$\img alt="Winking face with tongue emoji" data-bbox="375 265 407 288"/> = \frac{-135}{\quad} \img alt="Cat face emoji" data-bbox="531 227 563 250$$

$$\img alt="Smiling face with sunglasses emoji" data-bbox="641 265 673 288"/> = \frac{+8}{\quad} \img alt="Mouse face emoji" data-bbox="805 227 837 250$$

$$\img alt="Thinking face emoji" data-bbox="133 403 165 426"/> = \frac{-187}{\quad} \img alt="Goat face emoji" data-bbox="265 375 297 398$$

$$\img alt="Grinning face with sweat emoji" data-bbox="375 403 407 426"/> = \frac{-17}{\quad} \img alt="Snake emoji" data-bbox="521 375 553 398$$

$$\img alt="Sleeping face emoji" data-bbox="641 403 673 426"/> = \frac{-71}{\quad} \img alt="Koala face emoji" data-bbox="805 375 837 398$$

$$\img alt="Angry face emoji" data-bbox="133 531 165 554"/> = \frac{-78}{\quad} \img alt="Frog face emoji" data-bbox="265 503 297 526$$

$$\img alt="Smiling face with tongue emoji" data-bbox="375 531 407 554"/> = \frac{+5}{\quad} \img alt="Mouse face emoji" data-bbox="521 503 553 526$$

$$\img alt="Smiling face with smug expression emoji" data-bbox="641 531 673 554"/> = \frac{-47}{\quad} \img alt="Duck face emoji" data-bbox="805 503 837 526$$

$$\img alt="Smiling face with heart eyes emoji" data-bbox="133 661 165 684"/> = \frac{-23}{\quad} \img alt="Snake emoji" data-bbox="265 633 297 656$$

$$\img alt="Crying face emoji" data-bbox="375 661 407 684"/> = \frac{-144}{\quad} \img alt="Cat face emoji" data-bbox="531 633 563 656$$

$$\img alt="Smiling face with glasses emoji" data-bbox="641 661 673 684"/> = \frac{+1}{\quad} \img alt="Mouse face emoji" data-bbox="805 633 837 656$$














$$\img alt="Smiling face with halo emoji" data-bbox="133 792 165 815"/> = \frac{-179}{\quad} \img alt="Goat face emoji" data-bbox="265 764 297 787$$

Using the emojis on page 4 and the alphabet number cipher I have provided. Create a key to solve the blank word cipher below.

























Alphabet Number Substitution Cipher:

A	B	C	D	E	F	G	H	I	J	K	L	M	N	O	P	Q	R	S	T	U	V	W	X	Y	Z
1	2	3	4	5	6	7	8	9	10	11	12	13	14	15	16	17	18	19	20	21	22	23	24	25	26

Use the values found on page 4 to find the corresponding letter for each number and fill in this emoji chart:

												
R												

Use the emoji chart above to solve the puzzle below to find the location of the treasure.

_____	_____	_____	_____	_____	_____	_____	_____	_____	_____	_____		
												
_____	_____	_____	_____	_____	_____	_____	_____	R	_____	_____	_____	
												

At this location, to find the treasure you have to pass the Beard Tongue and look for the black metal gate bearing the number 13. Descend the steps one less than the number on the gate. There you will find a black box with a lock, the combination is:

_____	_____	_____	_____
